

Challenger Lifts



Model#: 44030
Heavy-Duty 4-Post Lift
30,000 lb. capacity
(shown with optional RJ15 rolling jack)



Heavy-Duty 4-Post Lifts

From 18,000 - 60,000 lbs. capacity, Challenger's heavy-duty four post automotive lifts accommodate a wide range of heavier vehicles. Broaden your revenue potential by expanding into the fleet and commercial truck and transit service operation, while increasing productivity and reducing down time. Challenger's heavy-duty surface mounted four post lift line is a lot of lift with a lot of large features to take your heavy vehicle service to the next level.



Maximum
lifting with
maintenance
to
ously
ramps
tread widths
ehicles
venience

AR44018AR Alignment Rack Package Includes:

RJ9A: 9,000 lb. Air/hydraulic
Rolling Jack



continuously engaged mechanical
lock system for increased safety
(Alignment Rack models feature
single point air lock release)

10500SS:
Stainless Steel
Turn Plates




44AK18: Internal
Airline Kit



heavy duty chain
lift and sealed
roller bearings for
maximum reliability

44018 Accessories

Part Number	Description
RJ9S	9,000 lb. Air/hydraulic rolling jack for 44018series
RJ9A	9,000 lb. Air/hydraulic rolling jack for AR44018series
44RK18	Ramp kit, pivoting 39" long for drive thru operation for 44018 & 44018E
44RKE18	Ramp kit, pivoting 52" long for drive thru operation for AR models only for 44018 & 44018E
44AK18	Internal air line kit for dual rolling jack operation
10267	32 gal. rolling drain pan
10500	Black powder coated turn plates
10500SS	Stainless Steel turn plates



i-position
nal lock
er for a
ty of
ortable
heights

44030 Heavy Duty 4-Post Lift

- Heavy duty, high tensile strength leaf chain with sealed roller bearings for smooth reliable lift operation
- Heavy duty cylinder for optimal performance and minimal maintenance
- Single point air actuated lock release system allows technician to disengage all column locks simultaneously
- Diamond plate anti-skid runways and ramps provide positive vehicle traction and long lasting durability
- Adjustable runways accommodate a variety of commercial transit buses and other large vehicles (rolling jack application requires fixed runways)
- Built-in runway rail system provides versatility to add convenience options like rolling jacks and sliding oil drain pan

heavy duty chain with
single point air actuated



Part #: RJAB15
Optional Rolling Jack

44030 Accessories

Part Number	Description
SAJ15	Air/hydraulic only operated rolling jack, 15,000 lb. capacity
SAJ18	Air/hydraulic only operated rolling jack, 18,000 lb. capacity
10267	Oil drain pan kit, adj. width, 32 gallon
10500HD	HD black powder coated turn plates
44RK30	Ramp kit, pivoting, 36" long for drive thru
44RKE30	Ramp kit, pivoting, 72" long for drive thru

- Heavy duty, high tensile strength leaf chain and sealed roller bearings for maximum reliability
- Variable-synchro power system with dual hydraulic lift cylinders provide the ability to variably or simultaneously raise the front or rear lift suspension, providing a stable platform when lifting vehicles with heavier front or rear axles
- Velocity fused redundant hydraulic safety system
- Single point air actuated lock release system allows technician to disengage all column locks simultaneously
- Diamond plate anti-skid runways and heavy duty fixed approach ramps for positive vehicle traction and long lasting durability
- Adjustable runways accommodate a variety of tread and axle widths
- Built-in runway rail system for optional convenience accessories like rolling jacks and sliding oil drain pan

10 level twin
ladder lock
positions provide
a comfortable
working height
for a variety of
service work on
a variety of vehicles

44040 / 44050 / 44060 Accessories

Part Number	Description
SAJ25	Air/Hydraulic operated rolling jack, 25,000 lb. capacity, adj. width 45" - 55"
SAJ35	Air/Hydraulic operated rolling jack, 35,000 lb. capacity, adj. width 45" - 55"
44RK40	Fixed Ramp kit, 96" long for drive thru operation
10267	Oil drain pan kit, adj. width, 32 gallon

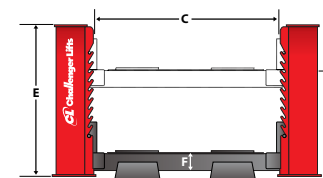
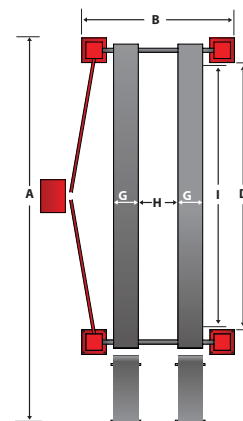
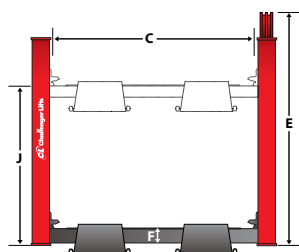
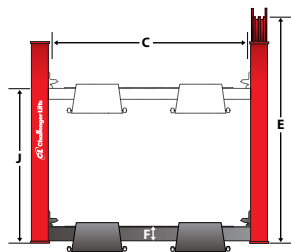
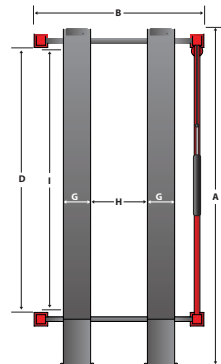
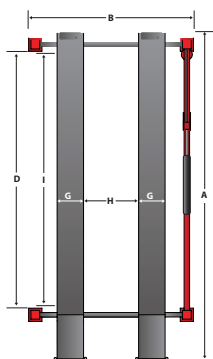


Mod
Hea
60,0



Model Number	44018	44018E	44018AR	44030	44030AR	44030E	44030EAR	44030X	44030XAR	44040	44040E	44040X	44050	44050E	44050X	44060	44060E	44060X
Lift Capacity	18,000 lb.			30,000 lb.						40,000 lb.			50,000 lb.			60,000 lb.		
A Length Overall	21' 7"	24' 4"	25' 11½"	24' 7½"	29' 7½"	34' 7½"				36'	41'	46'	36'	41'	46'	36'	41'	46'
B Width Overall	11' 6⅛"		11' 9½"	12' 5½"						17' 1¼"			17' 1¼"			17' 1¼"		
C Inside Columns	121"		122"	132½"	132½"	132½"				144"			144"			144"		
D Between Columns	204"	240"	204"	233¾"	293¾"	353¾"				290"	350"	410"	290"	350"	410"	290"	350"	410"
E Height Overall	102½"			92"	92"	92"				92"			92"			92"		
F Height of Runways	7¼"		11⅞"	9"	9"	9"				14"			14"			14"		
G Width of Runways	22"			24"	24"	24"				32"			32"			32"		
H Width Between Runways	36" - 54"			54" - 75"	54" - 75"	54" - 75"				36" - 58"			36" - 58"			36" - 58"		
I Max Wheelbase	194"	230"	236"	230"	290"	350"				310"	370"	430"	310"	370"	430"	310"	370"	430"
J Rise Height	78¾"		83⅜"	68"						73"			73"			73"		
Min - Max 4 Wheel Align	N/A		98" - 206"	N/A						N/A			N/A			N/A		
Max 2 Wheel Alignment	N/A		220"	N/A	206"	N/A	266"	N/A	326"	N/A			N/A			N/A		
Motor	3HP			3HP						10HP			15HP			15HP		
Voltage	208 - 230v Single Phase*			208 - 230v Single Phase*						230 - 460v Three Phase			230 - 460v Three Phase			230 - 460v Three Phase		
Speed of Rise	60 sec.			105 sec.	105 sec.	105 sec.				70 sec.			75 sec.			75 sec.		
Amps	30			30						30			30			30		

*Optional Three Phase Electrical Power Available. Please Specify at time of order. Standard colors for all Heavy Duty 4-post lifts are Red and Blue.



Challenger Lifts, Inc.
200 Cabel Street
Louisville, Kentucky 40206
Phone: 800-648-5438 | 502-625-0700
Fax: 502-625-0711
E-mail: sales@challengerylfts.com
Web: www.challengerylfts.com

For more information, contact your Authorized Challenger Lifts Distributor:

Challenger Lifts, Inc. reserves the right to make changes to specifications without notice and without making changes retroactive. Unloading, installation and oil not included.

